

PRESCRIPTION FORM, HD BALANCE 16 & 24

Date: Order number:
 Customer: Telephone:
 Tested by: Telephone:
 Tested for: Contact at HD Rehab:


SEE THE PRESCRIPTION INFORMATION FOR FURTHER INFORMATION REGARDING DIFFERENT CONFIGURATIONS BEFORE ORDERING.

All parts that are used in the standard configuration of the HD Balance is marked with a bold lined tickbox (). This alternative will automatically be delivered on your wheelchair if no other choice is made.

1. CHASSIS

	Black frame	Seat width	Art. no.
	<input type="checkbox"/>	38	60210-6
	<input type="checkbox"/>	42	60310-6
	<input type="checkbox"/>	46	60410-6
	<input type="checkbox"/>	50	60510-6
	<input type="checkbox"/>	38	60215-6
	<input type="checkbox"/>	42	60315-6
	<input type="checkbox"/>	46	60415-6
	<input type="checkbox"/>	50	60515-6
	<input type="checkbox"/>	38	60250-6
	<input type="checkbox"/>	42	60350-6
	<input type="checkbox"/>	46	60450-6
	<input type="checkbox"/>	50	60550-6
	<input type="checkbox"/>	38	60255-6
	<input type="checkbox"/>	42	60355-6
	<input type="checkbox"/>	46	60455-6
	<input type="checkbox"/>	50	60555-6




2. WHEELS & CASTORS





	HD Balance 24	Art. no.	HD Balance 16	Art. no.
PUR (Polyurethan) rear wheels SOLID WHEELS WITH ALU RIMS	<input checked="" type="checkbox"/>	67501-1	<input checked="" type="checkbox"/>	67551-1
PUR (Polyurethan) rear wheels slim SOLID WHEELS WITH ALU RIMS	<input type="checkbox"/>	67504-1		
Flexel rear wheels SOLID WHEELS WITH ALU RIMS	<input type="checkbox"/>	67502-1	<input type="checkbox"/>	67552-1
Pneumatic rear wheels WITH ALU RIMS	<input type="checkbox"/>	67503-1	<input type="checkbox"/>	67553-1
 Spoke protection for 24"-wheel ORDER ASSEMBLY BELOW IF WANTED	___ pcs	15475		
Mounting of spoke protection	<input type="checkbox"/>	15475-8		
Front castors 175x43 mm	<input checked="" type="checkbox"/>	67331	<input checked="" type="checkbox"/>	67331
Front castors 175x27 mm	<input type="checkbox"/>	67332	<input type="checkbox"/>	67332
Front castors 190x27 mm CONFLICT WITH FOOTREST IN 90° POSITION	<input type="checkbox"/>	67333	<input type="checkbox"/>	67333

3. HAND RIMS







	HD Balance 24	Art. no.
Aluminium	<input checked="" type="checkbox"/>	15442
Stainless steel	<input type="checkbox"/>	15443
Soft grip	<input type="checkbox"/>	15446
Narrow positioned hand rims REDUCES THE TOTAL WIDTH, NOT POSSIBLE FOR USER TO DRIVE	<input type="checkbox"/>	15449-8

4. PUSH BAR / SEPARATE OPERATING HANDLES

	Left	Art. no.	Right	Art. no.
 Side unit, standard WITH BRAKES	<input checked="" type="checkbox"/>	62330-1	<input checked="" type="checkbox"/>	62330-2
Side unit, extended +12 cm WITH BRAKES Longer brake-, seat tilt- and back recline wires required, included with purchase of wheelchair.	<input type="checkbox"/>	62330-5	<input type="checkbox"/>	62330-6
 Side unit, angle adjustable WITH BRAKES ONLY IN COMBINATION WITH PUSH BAR STANDARD OR PUSH BAR EXTENDED DEPTH	<input type="checkbox"/>	62392-1	<input type="checkbox"/>	62392-2
 Side unit, simple WITHOUT BRAKES REQUIRES USER BRAKES ON HD BALANCE 16, WILL BE MOUNTED ON NEW WHEELCHAIR WHEN DELIVERED	<input type="checkbox"/>	62351-1	<input type="checkbox"/>	62351-2
Side unit, simple extended +12 cm WITHOUT BRAKES REQUIRES USER BRAKES ON HD BALANCE 16, WILL BE MOUNTED ON NEW WHEELCHAIR WHEN DELIVERED Longer seat tilt- and back recline wires required, included with purchase of wheelchair.	<input type="checkbox"/>	62351-5	<input type="checkbox"/>	62351-6


			Seat width	
 Push bar, standard	<input checked="" type="checkbox"/>		38	62341-1
			42	63341-1
			46	64341-1
			50	65341-1
 Push bar, extended depth +8 CM	<input type="checkbox"/>		38	62342-1
			42	63342-1
			46	64342-1
			50	65342-1
 Push bar, extended & bended NOT IN COMBINATION WITH SIDE UNIT EXTENDED (+12CM)	<input type="checkbox"/>		38	62343-1
			42	63343-1
			46	64343-1
			50	65343-1
 Separate operating handles (NOT DEPENDENT OF SEAT WIDTH)	<input type="checkbox"/>			10295

5. SEAT CUSHIONS

	Grey Trevira	Black Trevira	Dartex	Seat width	Art no Grey	Art no Black	Art no Dartex
 <p>Standard</p>	<input checked="" type="checkbox"/>	<input type="checkbox"/>	<input type="checkbox"/>	38	68201	68203	68202
				42	68301	68303	68302
				46	68401	68403	68402
				50	68501	68503	68502
 <p>Extended +5 cm (FOR CHASSI WITH EXTENDED SEAT DEPTH)</p>	<input type="checkbox"/>	<input type="checkbox"/>	<input type="checkbox"/>	38	68205	68207	68206
				42	68305	68307	68306
				46	68405	68407	68406
				50	68505	68507	68506
 <p>Elastic seat cover TO PUT OVER EXISTING COVER BLACK TREVIRA</p>				38	49205		
			___ pcs	42	49305		
				46	49405		
				50	49505		
 <p>Elastic seat cover, Incontinence TO PUT OVER EXISTING COVER BLACK TREVIRA</p>				38	49206		
			___ pcs	42	49306		
				46	49406		
				50	49506		
 <p>Elastic seat cover +5 cm TO PUT OVER EXISTING COVER BLACK TREVIRA</p>				38	49207		
			___ pcs	42	49307		
				46	49407		
				50	49507		
 <p>Elastic seat cover +5 cm, Incontinence TO PUT OVER EXISTING COVER BLACK TREVIRA</p>				38	49208		
			___ pcs	42	49308		
				46	49408		
				50	49508		
Without seat cushion		<input type="checkbox"/>					
<p>Additional cover STANDARD CUSHION</p>	___ pcs	___ pcs	___ pcs	38	49211	49213	49212
				42	49311	49313	49312
				46	49411	49413	49412
				50	49511	49513	49512
<p>Additional cover EXTENDED CUSHION</p>	___ pcs	___ pcs	___ pcs	38	49215	49217	49216
				42	49315	49317	49316
				46	49415	49417	49416
				50	49515	49517	49516





6. BACKREST SYSTEM

NOTE THAT YOU CHOOSE EXTENDED OR DECREASED WIDTH FOR THE BACKREST SYSTEM UNDER THE SECTION SPECIAL DESIGN.

			Seat width	Art no
 <p>Flexi, standard</p>	<input checked="" type="checkbox"/>		38	62250
			42	63250
			46	64250
			50	65250
<p>Flexi, extended height (+10 CM)</p>	<input type="checkbox"/>		38	62255
			42	63255
			46	64255
			50	65255

	Solid back plate	<input type="checkbox"/>	38	62260
			42	63260
			46	64260
			50	65260
	Solid back plate, extended height (+10 CM)	<input type="checkbox"/>	38	62265
			42	63265
			46	64265
			50	65265

7. BACKREST CUSHIONS

		Grey Trevira	Black Trevira	Dartex	Seat width	Art no Grey	Art no Black	Art no Dartex
	Standard WITH SIDE SUPPORTING WINGS	<input checked="" type="checkbox"/>	<input type="checkbox"/>	<input type="checkbox"/>	38	68251	68271	68252
					42	68351	68371	68352
					46	68451	68471	68452
					50	68551	68571	68552
	Flat WITHOUT SIDE SUPPORTING WINGS	<input type="checkbox"/>	<input type="checkbox"/>	<input type="checkbox"/>	38	68255	68275	68256
					42	68355	68375	68356
					46	68455	68475	68456
					50	68555	68575	68556
	Extended (+10 cm) WITH SIDE SUPPORTING WINGS FOR EXTENDED BACKREST SYSTEMS	<input type="checkbox"/>	<input type="checkbox"/>	<input type="checkbox"/>	38	68253	68273	68254
					42	68353	68373	68354
					46	68453	68473	68454
					50	68553	68573	68554
	Flat, extended (+10 cm) WITHOUT SIDE SUPPORTING WINGS FOR EXTENDED BACKREST SYSTEMS	<input type="checkbox"/>	<input type="checkbox"/>	<input type="checkbox"/>	38	68257	68277	68258
					42	68357	68377	68358
					46	68457	68477	68458
					50	68557	68577	68558
Without backrest cushion		<input type="checkbox"/>						
	Additional cover, standard cushion WITH SIDE SUPPORTING WINGS	— pcs	— pcs	— pcs	38	49221	49231	49222
					42	49321	49331	49322
					46	49421	49431	49422
					50	49521	49531	49522
	Additional cover, flat cushion WITHOUT SIDE SUPPORTING WINGS	— pcs	— pcs	— pcs	38	49225	49235	49226
					42	49325	49335	49326
					46	49425	49435	49426
					50	49525	49535	49526
	Additional cover, extended cushion WITH SIDE SUPPORTING WINGS	— pcs	— pcs	— pcs	38	49223	49233	49224
					42	49323	49333	49324
					46	49423	49433	49424
					50	49523	49533	49524
	Additional cover, flat extended cushion WITHOUT SIDE SUPPORTING WINGS	— pcs	— pcs	— pcs	38	49227	49237	49228
					42	49327	49337	49328
					46	49427	49437	49428
					50	49527	49537	49528

8. LEGRESTS








INFO SHEET: LEGRESTS FOR HD BALANCE, ART. NR. 95933-1		Left	Right	Seat width	Art no Left	Art no Right
	Angle adjustable legrest STANDARD LENGTH	<input type="checkbox"/>	<input type="checkbox"/>		62725	62720
	Angle adjustable legrest SHORT	<input type="checkbox"/>	<input type="checkbox"/>		62721	62722
	Angle adjustable legrest LONG	<input type="checkbox"/>	<input type="checkbox"/>		62723	62724
	Disengage mechanism - legrest ONE SIDE ADJUSTMENT OF LEGREST ANGLE FOR ONE PIECE FOOTREST/ / ONE PIECE CALF SUPPORT / FOOTBOX	<input type="checkbox"/>			62733-5	On demand
	Amputee legrest ANGLE ADJUSTABLE INCLUDING CALF SUPPORT			38	62771	62772
		<input type="checkbox"/>	<input type="checkbox"/>	42	63771	63772
		<input type="checkbox"/>	<input type="checkbox"/>	46	64771	64772
		<input type="checkbox"/>	<input type="checkbox"/>	50	65771	65772
	Fixed angle legrest, 90° STANDARD LENGTH	<input type="checkbox"/>	<input type="checkbox"/>		62758	62758
	Fixed angle legrest, 90° SHORT	<input type="checkbox"/>	<input type="checkbox"/>		62758-5	62758-5
	Fixed angle legrest, 105° STANDARD LENGTH	<input type="checkbox"/>	<input type="checkbox"/>		62759	62759
	Fixed angle legrest, 105° SHORT	<input type="checkbox"/>	<input type="checkbox"/>		62759-5	62759-5
	Without legrest CALF SUPPORTS AND FOOTRESTS ARE THEN NOT APPLICABLE	<input type="checkbox"/>	<input type="checkbox"/>			

9. CALF SUPPORTS







INFO SHEET: CALF SUPPORTS FOR HD BALANCE, ART. NR. 95934-1		Left	Right	Seat width	Art no Left	Art no Right
	Calf support, standard SEPARATE			38	62801	62802
		<input type="checkbox"/>	<input type="checkbox"/>	42	63801	63802
		<input type="checkbox"/>	<input type="checkbox"/>	46	64801	64802
		<input type="checkbox"/>	<input type="checkbox"/>	50	65801	65802
	Calf support, one piece ORDER UNLOCK MECHANISM FOR LEGREST SEPARATELY IF WANTED			38		62811
			<input type="checkbox"/>	42		63811
			<input type="checkbox"/>	46		64811
			<input type="checkbox"/>	50		65811
	Calf panel TWO SIZES: SW38-42 AND SW 46-50. ORDER MOUNTS SEPARATELY		<input type="checkbox"/>	38-42		63891
			<input type="checkbox"/>	46-50		65891
	Calf strap ONE SIZE FOR ALL SEAT WIDTHS ORDER MOUNTS SEPARATELY		<input type="checkbox"/>			63892
	Mounts Calf panel/strap COMPLETE SET WITH 2 PCS.		<input type="checkbox"/>			63895
	Without calf supports	<input type="checkbox"/>	<input type="checkbox"/>			

10. FOOTRESTS

		Left	Right	Seat width	Art no Left	Art no Right
	Footrest separate STANDARD LENGTH			38	62909	62908
		<input type="checkbox"/>	<input type="checkbox"/>	42	63909	63908
		<input type="checkbox"/>	<input type="checkbox"/>	46	64909	64908
		<input type="checkbox"/>	<input type="checkbox"/>	50	65909	65908

	Footrest separate			38	62903	62904
	SHORT	<input type="checkbox"/>	<input type="checkbox"/>	42	63903	63904
	FOR USE WITH SHORT LEGRESTS			46	64903	64904
				50	65903	65904
	Footrest, one piece			38		62951
	STANDARD LENGTH		<input type="checkbox"/>	42		63951
				46		64951
				50		65951
	Footrest, one piece			38		62953
	SHORT		<input type="checkbox"/>	42		63953
	FOR USE WITH SHORT LEGRESTS			46		64953
				50		65953
	Footbox			38		62981
	STANDARD LENGTH		<input type="checkbox"/>	42		63981
				46		64981
				50		65981
	Footbox			38		62982
	SHORT		<input type="checkbox"/>	42		63982
	FOR USE WITH SHORT LEGRESTS			46		64982
				50		65982
	Heel strap					62995-1
	KIT WITH 2 PCS., FOR SEPARATE FOOTRESTS		<input type="checkbox"/>			
	ONE MODEL FOR ALL SEAT WIDTHS					
	Mounting of heel strap		<input type="checkbox"/>			62995-8
	Padding			38-42		62991-1
	KIT WITH 2 PCS., FOR SEPARATE FOOTRESTS		<input type="checkbox"/>	46-50		64991-1
	Without footrest	<input type="checkbox"/>	<input type="checkbox"/>			

11. ARMRESTS

		Left	Right		Art no Left	Art no Right
	Armrest standard	<input checked="" type="checkbox"/>	<input checked="" type="checkbox"/>		62401	62402
	INCLUDING PADDED SIDE SUPPORTS					
	Armrest, low height	<input type="checkbox"/>	<input type="checkbox"/>		62405	62406
	INCLUDING SIDE SUPPORTS					
	ORDER PADDING SEPARATELY					
	Padding, side support	<input type="checkbox"/>	<input type="checkbox"/>		69687	69686
	FOR LOW HEIGHT ARMREST					
	Armrest with wedge support	<input type="checkbox"/>	<input type="checkbox"/>		62411	62412
	INCLUDING WEDGED SIDE SUPPORT					
	STANDARD HEIGHT					
	Wedge shaped side support	<input type="checkbox"/>	<input type="checkbox"/>		63441-1	63442-1
	Coaming for armrest	<input type="checkbox"/>	<input type="checkbox"/>		62471	62472
	Mounting of coaming for armrest		<input type="checkbox"/>			62471-8
	Without armrest	<input type="checkbox"/>	<input type="checkbox"/>			

SPECIAL DESIGN

A HD Balance with special design must be risk evaluated.
 Evaluate if there is an increased risk of tipping and/or clinching for the particular user with the desired modification. If so, decide whether the special design is legitimate anyway or not.
Inform everyone involved about the risks!

12. BALANCING

		Art no	
Forward mounted seat unit CENTER OF GRAVITY MOVED FORWARD	<input type="checkbox"/>	67056-8	SEE DOCUMENT 95758 AND 95759.
Back mounted seat unit CENTER OF GRAVITY MOVED BACKWARDS	<input type="checkbox"/>	67057-8	
Rear positioned driving wheel	<input type="checkbox"/>	67551-8	

13. SEAT HEIGHT

		Art no	
Increased seat height, +5 cm	<input type="checkbox"/>	67052-8	SEE DOCUMENT 95758 AND 95759.
Lowered seat height, -3 cm CAN NOT BE COMBINED WITH INCREASED SEAT TILT.	<input type="checkbox"/>	67053-8	
	PUR	<input type="checkbox"/>	67521-1
20" / 5" Wheels on HD Balance 24 LOWERS SEAT HEIGHT WITH ABOUT 4 CM.	Flexel	<input type="checkbox"/>	67522-1
	Pneumatic	<input type="checkbox"/>	67523-1
Spoke protection for 20"-wheel	_____ pcs	15476	
Mounting of spoke protection	<input type="checkbox"/>		15475-8



14. SEAT TILT / BACK RECLINE

		Art no	
<i>HD BALANCE HAS 0-20° SEAT TILT AND 90-120° BACK RECLINE IN STANDARD CONFIGURATION.</i>			
Seat tilt -5° - 20° ALLOWS 5° TILT FORWARD.	<input type="checkbox"/>	67820-8	
Increased seat tilt, 0° - 30° NOTE THAT WHEELS SHOULD BE IN REAR POSITION!	<input type="checkbox"/>	67823-8	
Increased seat tilt, -5° - 30° ALLOWS 5° TILT FORWARD. NOTE THAT WHEELS SHOULD BE IN REAR POSITION!	<input type="checkbox"/>	67824-8	
Fixed back angle THE FIXED ANGLE IS ADJUSTABLE WITHIN 90°-105° CONTROL AND GAS SPRING FOR REASSEMBLY IS NOT INCLUDED			_____ degrees when delivered (90-105 possible)

15. INCREASED BACK WIDTH

	Seat width	+4 cm	Art no	+8 cm	Art no
Wide back system	38	<input type="checkbox"/>	63298-8	<input type="checkbox"/>	64299-8
INCL. WIDE BACK CUSHION	42	<input type="checkbox"/>	64298-8	<input type="checkbox"/>	65299-8
CAUSES SOME LIMITATIONS FOR THE BACKREST HEIGHT AND ARM SUPPORT DEPTH.	46	<input type="checkbox"/>	65298-8		On demand
	50		On demand		On demand

16. DECREASED BACK WIDTH

Seat width	-4 cm	Art no
38		On demand
Narrow back system	<input type="checkbox"/>	62297-8
INCL. NARROW BACK CUSHION	<input type="checkbox"/>	63297-8
50	<input type="checkbox"/>	64297-8

17. DESIGN FOR EXTRA DURABILITY

Strengthened frame STRENGTHENED WHEEL FRAME, SEAT FRAME AND BACK FRAME FOR INCREASED DURABILITY	<input type="checkbox"/>	-
Chock absorbing back AVAILABLE BOTH TO ADJUSTABLE BACK AND FIXED BACK ANGLE	<input type="checkbox"/>	-

18. BRAKES, SPECIAL ALTERNATIVES








User brakes for HD Balance 16	<input type="checkbox"/>	67130-1
User brakes with extended lever FITS HD BALANCE 24	<input type="checkbox"/>	67115-5

19. ACCESSORIES, SPECIAL ALTERNATIVES

Head- / Neckrest bar, extended +10 cm	<input type="checkbox"/>	12780-8
---------------------------------------	--------------------------	---------

ACCESSORIES

20. HEAD- / NECKREST

INFO SHEET: HEAD- / NECKREST FOR HD BALANCE, ART. NR. 95932-1	Grey Trevira	Black Trevira	Dartex	Art no Grey	Art no Black	Art no Dartex
<i>THERE IS A POSSIBILITY TO CHOOSE HEAD- AND NECKRESTS WITH SPECIAL DESIGN. SEE SECTION SPECIAL DESIGN - ACCESSORIES, SPECIAL ALTERNATIVES.</i>						
 Headrest, Basic	<input type="checkbox"/>	<input type="checkbox"/>	<input type="checkbox"/>	69108-1	69108-3	69108-2
 Headrest, Side ADJUSTABLE SIDEWISE	<input type="checkbox"/>	<input type="checkbox"/>	<input type="checkbox"/>	69101-1	69101-3	69101-2
 Headrest, Side + WITH 2 STAND SLEEVES FOR SIDE SUPPORTS SIDE SUPPORTS ARE ORDERED SEPARATELY	<input type="checkbox"/>	<input type="checkbox"/>	<input type="checkbox"/>	69104-1	69104-3	69104-2
 Side support for headrest, Vario ADJUSTABLE ANGLE	—	—	—	pcs	69182-1	69182-3 69182-2
 Side support for headrest, Fix FIXED ANGLE	—	—	—	pcs	69181-1	69181-3 69181-2
 Neckrest, Side ADJUSTABLE SIDEWISE	<input type="checkbox"/>	<input type="checkbox"/>	<input type="checkbox"/>	69111-1	69111-3	69111-2
 Neckrest, Side + WITH 2 STAND SLEEVES FOR SIDE SUPPORTS	<input type="checkbox"/>	<input type="checkbox"/>	<input type="checkbox"/>	69114-1	69114-3	69114-2






	Side support for neckrest ADJUSTABLE ANGLE	___	___	___	pcs	69191-1	69191-3	69191-2
	Extra clothing for headrest Basic	___	___	___	pcs	49922	49952	49924
	Extra clothing for headrest Side	___	___	___	pcs	49921	49951	49923
	Extra clothing for neckrest Side	___	___	___	pcs	49926	49953	49927
	Extra clothing for side support FOR HEADREST AND NECKREST	___	___	___	pcs	49931	49941	49932

21. THORACIC SUPPORT

INFO SHEET: THORACIC SUPPORT FOR HD BALANCE, ART. NR. 95931-1







		Grey Trevira	Black Trevira	Dartex		Art no Grey	Art no Black	Art no Dartex	
	Thoracic support, Narrow pos. STANDARD ORDER MOUNTS SEPARATELY	___	___	___	pcs	69301-1	69301-3	69301-2	
	Thoracic support, Wide pos. STANDARD ORDER MOUNTS SEPARATELY	___	___	___	pcs	69302-1	69302-3	69302-2	
	Thoracic support ADJUSTABLE SHORT ORDER MOUNTS SEPARATELY	___	___	___	pcs	69311-1	69311-3	69311-2	
	Thoracic support ADJUSTABLE LONG ORDER MOUNTS SEPARATELY	___	___	___	pcs	69312-1	69312-3	69312-2	
	SWING Standard Narrow position SWING AWAY WITH PUSH BUTTON ORDER MOUNTS SEPARATELY	Left	___	___	___	pcs	69305-1	69305-3	69305-2
		Right	___	___	___	pcs	69306-1	69306-3	69306-2
	SWING Standard Wide position SWING AWAY WITH PUSH BUTTON ORDER MOUNTS SEPARATELY	Left	___	___	___	pcs	69307-1	69307-3	69307-2
		Right	___	___	___	pcs	69308-1	69308-3	69308-2
	SWING Adjustable, short Narrow position SWING AWAY WITH PUSH BUTTON ORDER MOUNTS SEPARATELY	Left	___	___	___	pcs	69315-1	69315-3	69315-2
		Right	___	___	___	pcs	69316-1	69316-3	69316-2
	SWING Adjustable, short Wide position SWING AWAY WITH PUSH BUTTON ORDER MOUNTS SEPARATELY	Left	___	___	___	pcs	69317-1	69317-3	69317-2
		Right	___	___	___	pcs	69318-1	69318-3	69318-2
	SWING Adjustable, long Narrow position SWING AWAY WITH PUSH BUTTON ORDER MOUNTS SEPARATELY	Left	___	___	___	pcs	69325-1	69325-3	69325-2
		Right	___	___	___	pcs	69326-1	69326-3	69326-2
	SWING Adjustable, long Wide position SWING AWAY WITH PUSH BUTTON ORDER MOUNTS SEPARATELY	Left	___	___	___	pcs	69327-1	69327-3	69327-2
		Right	___	___	___	pcs	69328-1	69328-3	69328-2
	Thoracic support mount, 1 pcs	___	___	___	pcs	69351-1			
	Mounting of thoracic support mounts on wheelchair							<input type="checkbox"/> 69351-8	




22. POMMELS

		Dartex	Art no
	Pommel, Small ORDER MOUNT SEPARATELY	___ pcs	69605-2
	Pommel, Large ORDER MOUNT SEPARATELY	___ pcs	69606-2
	Pommel - forward mounted, Small ORDER MOUNT SEPARATELY	___ pcs	69615-2
	Pommel - forward mounted, Large ORDER MOUNT SEPARATELY	___ pcs	69616-2
	Mount for Pommel COMPLETE SET	___ pcs	69620-1
	Mounting of pommel mounts on wheelchair	<input type="checkbox"/>	69620-8






23. TABLE TRAYS

INFO SHEET: TABLES FOR HD BALANCE, ART. NR. 95930-1





		Quantity	Art no
	Table tray, Polycarbonate Smoke WITHOUT PADDING ORDER MOUNTS SEPARATELY!	___ pcs	38 69521 42 69531 46 69541 50 69551
	Table tray, Polycarbonate Smoke WITH PADDING ORDER MOUNTS SEPARATELY!	___ pcs	38 69522 42 69532 46 69542 50 69552
	Table tray, Wood (Oak) WITHOUT PADDING ORDER MOUNTS SEPARATELY!	___ pcs	38 69525 42 69535 46 69545 50 69555
	Table tray, Wood (Oak) WITH PADDING ORDER MOUNTS SEPARATELY!	___ pcs	38 69526 42 69536 46 69546 50 69556
	Supporting table PADDED ORDER MOUNTS SEPARATELY!	___ pcs	38-42 69592 46-52 69594
	Mug tray (Oak) ORDER SPECIAL MOUNT SEPARATELY!	Left ___ pcs Right ___ pcs	69581 69582

	Table mounts SET WITH 2 PIECES, INCL. SCREWS & NUTS		___ pcs	69515-1
	Table mounts, with lock SET WITH 2 PIECES, INCL. SCREWS & NUTS		___ pcs	69515-5
	Mug tray mount, with lock INCL. SCREWS & NUTS	Left	___ pcs	69585-1
		Right	___ pcs	69585-2
	Mounting of table mounts on wheelchair		<input type="checkbox"/>	69515-8

24. POSITIONING BELTS / HARNESSSES

			Quantity	Art no
	2-point Positioning belt ORDER 1 SET OF BELT MOUNTS SEPARATELY!		___ pcs	13541
	4-point Positioning belt ORDER 2 SETS OF BELT MOUNTS SEPARATELY!		___ pcs	13542
	2-point Belt 2-PIECE BELT IN SIMPLE DESIGN ORDER 1 SET OF BELT MOUNTS SEPARATELY!		___ pcs	13501
	Belt mounts SET WITH 2 PIECES		___ pcs	69710-1
		Mounting of belt mounts on wheelchair	<input type="checkbox"/>	69710-8
	Harness bracket PAIR INCLUDING STRAP HOLDER FOR LOWER STRAPS		___ pcs	69720-5
		Mounting of harness bracket on wheelchair	<input type="checkbox"/>	69720-8

25. OTHER ACCESSORIES

			Antal	Art nr
	Extra side paddings, 1 cm REDUCES SEAT WIDTH		___ pairs	69680
	Profile stop HELP TO MOUNT HEAD/NECK/THORACIC SUPPORTS IN CORRECT POSITION		___ pcs	12799
	Bag hook		___ pcs	13605
	Mounting of bag hook on wheelchair		<input type="checkbox"/>	13605-8
	IV Pole		___ pcs	69756
	Mount for IV Pole	LEFT	___ pcs	69750-1
		RIGHT	___ pcs	69750-2
	Mounting of IV Pole mounts on wheelchair		<input type="checkbox"/>	69750-8